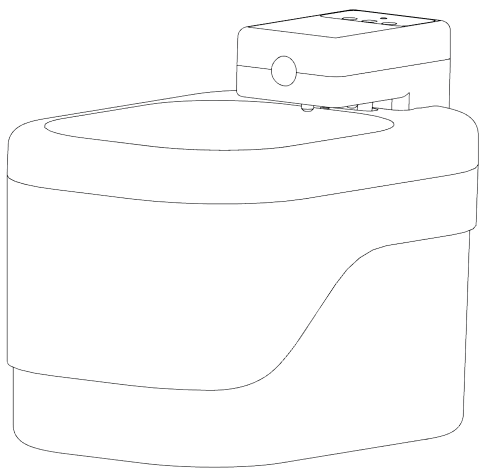


Smart Water Dispenser

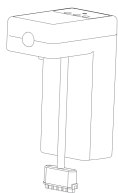
User Manual



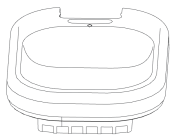
Please read the user manual carefully before using the product and keep it properly.

01 Product List

*Before installation and use, please first confirm the accessories.



Sensing Unit



Water Drinking Lid



Water Tank



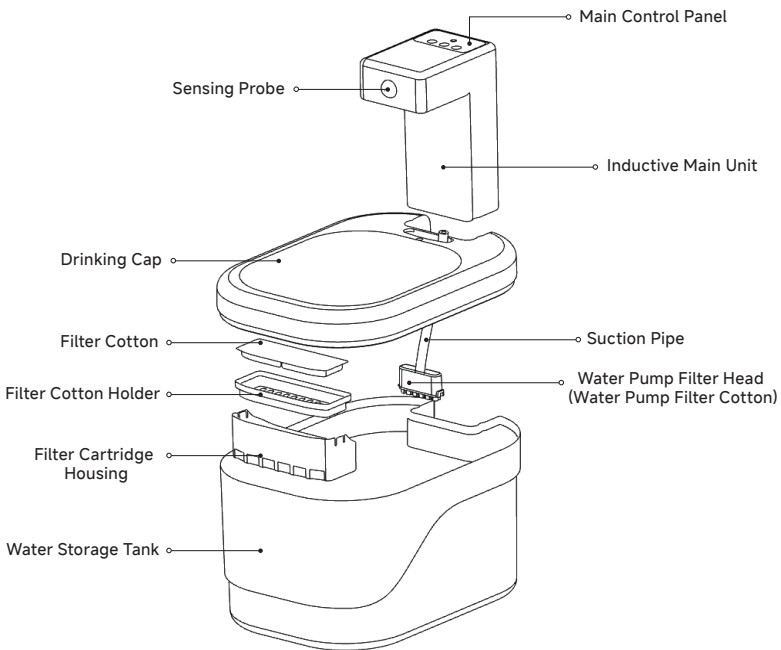
User Manual



Charging Cable

To provide better products, we regularly make improvements. In case of slight differences between the product images and the actual items, the actual items shall prevail.

02 Product Introduction and Assembly Diagram



03 Indicator Light Description



● Power Switch / Function Key

- Press and hold for 2 seconds to power on/off.
 - Press briefly to switch modes.
-

● Timer Mode

- The light stays on when water is flowing, and it flashes when water is not flowing.
 - The water pump works once every 30 minutes, and each time it dispenses water for 15 seconds.
-

● Battery Level Indicator

- Red light flashing - Low battery
 - Red light breathing - Charging
 - Red light stays on - Fully charged
-

● Sensing Mode

- The light stays on when water is flowing, and it flashes when water is not flowing.
- When a pet is detected, the light stays on for 15 seconds, and water is dispensed for 15 seconds.

Basic Parameter Information

Product Name	Smart Water Dispenser	Dimensions	210*140*165mm 8.3*5.5*6.5in
Material	PC\ABS\PP	Capacity	2L
Sensing distance	1.5m	Sensing angle	120°
Net Weight	540g	Rated Voltage	5V
Rated Current	1A	Battery Capacity	2500mA/5000mA

● Warning

- This product is an electrical appliance. Please keep it away from fire sources, high-temperature areas, and flammable items when in use.
- Do not disassemble this product by yourself unless you are a professional. Otherwise, it may cause unnecessary injuries.
- If the charging port is wet, do not insert the charger.

● Notes

- The sensing unit must not be washed with water.
- The water tank should be cleaned every 5 to 10 days to ensure the water quality remains clean.
- It is recommended to clean or replace the filter cotton every 30 days.
- Ensure the water level in the reservoir is within the standard range.